

آشنایی با پایگاه داده Pubmed

Pub Med.gov

فاطمه صادقی غیاثی
مرکز پزشکی مبتنی بر شواهد



National Library of Medicine
National Center for Biotechnology Information

Log in

PubMed.gov

Search PubMed

Search

Advanced

PubMed® comprises more than 30 million citations for biomedical literature from MEDLINE, life science journals, and online books. Citations may include links to full-text content from PubMed Central and publisher web sites.

Feedback

سوال

آیا پلاسما در درمان بیماری کرونا نقش مؤثری دارد؟

سوال

آیا پلاسما در درمان بیماری کرونا نقش مؤثری دارد؟

PICO

P (Problem/Patient): Covid-19 ; coronavirus disease 2019 ; SARS-CoV-2 ;

I (Intervention): Plasma ; convalescent plasma ; plasma transfusion ; CPT ;

C (Comparison):

O (Outcome): Treatment ; Therapy ;



روش اول

PubMed.gov

covid-19 and plasma|



Search

Advanced

PubMed® comprises more than 30 million citations for biomedical literature from MEDLINE, life science journals, and online books. Citations may include links to full-text content from PubMed Central and publisher web sites.

covid-19 and plasma



Search

Advanced Create alert Create RSS

User

Save

Email

Send to

Sorted by: Best match

Display options

MY NCBI FILTERS

824 results

RESULTS BY YEAR



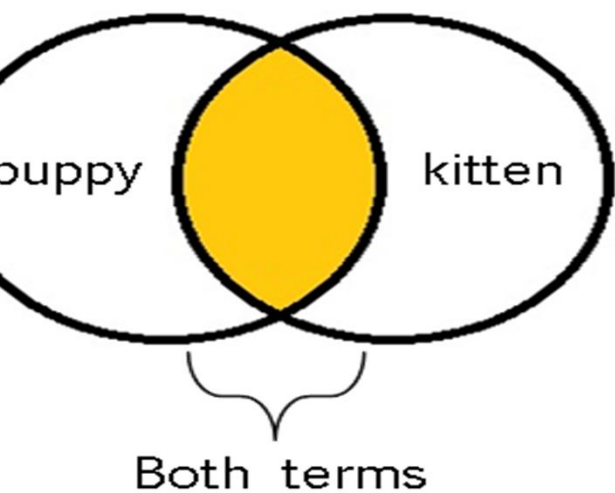
TEXT AVAILABILITY

- Abstract
- Free full text

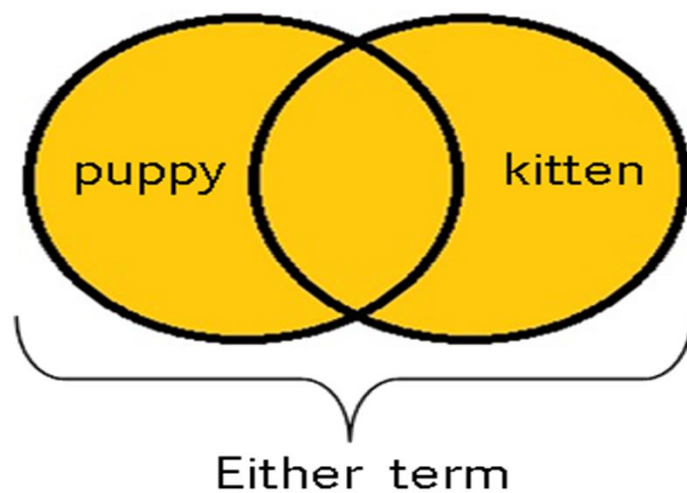
- 1 **Deployment of convalescent plasma for the prevention and treatment of COVID-19.**
Cite Bloch EM, Shoham S, Casadevall A, Sachais BS, Shaz B, Winters JL, van Buskirk C, Grossman BJ, Joyner Henderson JP, Pekosz A, Lau B, Wesolowski A, Katz L, Shan H, Auwaerter PG, Thomas D, Sullivan DJ, Paneth N, Gehrie E, Spitalnik S, Hod EA, Pollack L, Nicholson WT, Pirofski LA, Bailey JA, Tobian AA. J Clin Invest. 2020 Jun 1;130(6):2757-2765. doi: 10.1172/JCI138745. PMID: 32254064 [Free article.](#) [Review.](#)
Share **Severe acute respiratory syndrome coronavirus 2 (SARS-CoV-2)**, the cause of **coronavirus disease 2019 (COVID-19)**, has spurred a global health crisis. To date, there are no proven options for ...
- 2 **Collecting and evaluating convalescent plasma for COVID-19 treatment: why and how?**

منطق‌های بولین

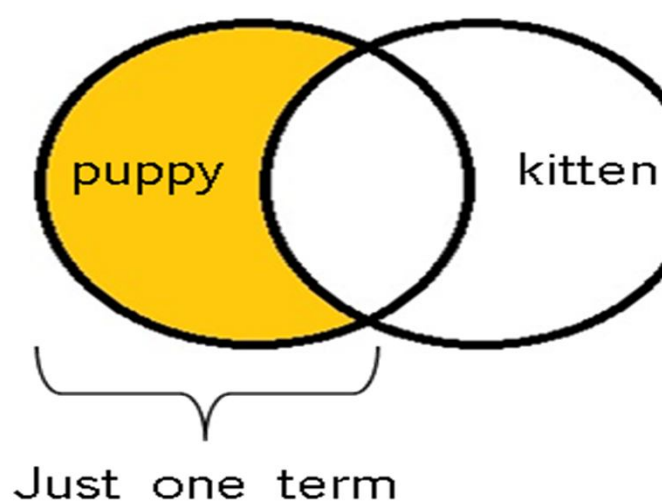
AND



OR



NOT



روش دوم

PubMed.gov

(covid-19 or coronavirus or SARS-CoV-2) and (Plasma or convalescent plasma or CPT)



Search

Advanced

PubMed® comprises more than 30 million citations for biomedical literature from MEDLINE, life science journals, and online books. Citations may include links to full-text content from PubMed Central and publisher web sites.

Save

Email

Send to

Sorted by: Best match

Display op

NCBI FILTERS

1,170 results

RESULTS BY YEAR



65

2021

TEXT AVAILABILITY

 Abstract Free full text Full text

ARTICLE ATTRIBUTE

Did you mean *(covid-19 or coronavirus for SARS-CoV-2) and (plasma or convalescent plasma or cpt)* (824 results)?



1 [Collecting and evaluating **convalescent plasma** for **COVID-19** treatment: why and how?](#)

Cite

Tiberghien P, de Lamballerie X, Morel P, Gallian P, Lacombe K, Yazdanpanah Y.

Vox Sang. 2020 Apr 2. doi: 10.1111/vox.12926. Online ahead of print.

Share

PMID: 32240545 [Review](#).

Plasma provided by **COVID-19 convalescent** patients may provide therapeutic relief as the number of **COVID-19** cases escalates steeply worldwide. ...Identifying, collecting, qualifying and preparing **plasma** from **convalescent** pati ...



2 [Deployment of **convalescent plasma** for the prevention and treatment of **COVID-19**.](#)

Cite

Bloch EM, Shoham S, Casadevall A, Sachais BS, Shaz B, Winters JL, van Buskirk C, Grossman BJ, Joyne

Henderson JP, Pekosz A, Lau B, Wesolowski A, Katz L, Shan H, Auwaerter PG, Thomas D, Sullivan DJ,

روش سوه

PubMed.gov

Search PubMed

Search


Advanced

PubMed® comprises more than 30 million citations for biomedical literature from MEDLINE, life science journals, and online books. Citations may include links to full-text content from PubMed Central and publisher web sites.

Advanced Search

PubMed Advanced Search Builder

Add terms to the query box

All Fields 

ADD
[Show Inc](#)

Query box

Search

History and Search Details

 Download  Delete

PubMed Advanced Search Builder

انتخاب یکی از عملگرهای بولین برای ترکیب کلیدواژه ها

ADD ▾

- Add with AND
- Add with OR
- Add with NOT

انتخاب فیلد جستجوی کلیدواژه

Add terms to the query box

All Fields

- Pharmacological Action
- Publication Type
- Publisher
- Secondary Source ID
- Subject - Personal Name
- Supplementary Concept
- Text Word
- Title
- Title/Abstract
- Transliterated Title
- Volume

Enter a search term

re

you use PubMed your recent searches will appear here.

PubMed Advanced Search Builder

Add terms to the query box

All Fields

جستجو و نمایش نتایج جستجو

Query box

Enter / edit your search query here

ADD

Show

Search

Add to His

Query box

Enter / edit your search query here

Add to History

اضافه کردن استراتژی و نتایج جستجو در باکس history

terms to the query box

le/Abstract



Enter a search term



ADD

Show

y box

er / edit your search query here

Add to History

History and Search Details

Download De

Search	Actions	Details	Query	Results	Time
1	...	>	Search: (((((covid-19) OR (coronavirus 2019)) OR (SARS-CoV-2))) AND (plasma[Title/Abstract]))	807	09:55

Search	Actions	Details	Query	Results	Time
#1	...	▼	<p>Search: (((covid-19) OR (coronavirus 2019)) OR (SARS-CoV-2)) AND (plasma[Title/Abstract])</p> <p>("severe acute respiratory syndrome coronavirus 2"[Supplementary Concept] OR "severe acute respiratory syndrome coronavirus 2"[All Fields] OR "ncov"[All Fields] OR "2019 ncov"[All Fields] OR "covid 19"[All Fields] OR "sars cov 2"[All Fields] OR (("coronavirus"[All Fields] OR "cov"[All Fields]) AND 2019/11/01:3000/12/31[Date - Publication]) OR (("coronavirus"[MeSH Terms] OR "coronavirus"[All Fields] OR "coronaviruses"[All Fields]) AND "2019"[All Fields]) OR ("severe acute respiratory syndrome coronavirus 2"[Supplementary Concept] OR "severe acute respiratory syndrome coronavirus 2"[All Fields] OR "sars cov 2"[All Fields])) AND "plasma" [Title/Abstract]</p> <p>Translations</p> <p>covid-19: "severe acute respiratory syndrome coronavirus 2"[Supplementary Concept] OR "severe acute respiratory syndrome coronavirus 2"[All Fields] OR "ncov"[All Fields] OR "2019-nCoV"[All Fields] OR "COVID-19"[All Fields] OR "SARS-CoV-2"[All Fields] OR ((coronavirus[All Fields] OR "cov"[All Fields]) AND 2019/11:3000[pdat])</p> <p>coronavirus: "coronavirus"[MeSH Terms] OR "coronavirus"[All Fields] OR "coronaviruses"[All Fields]</p> <p>SARS-CoV-2: "severe acute respiratory syndrome coronavirus 2"[Supplementary Concept] OR "severe acute respiratory syndrome coronavirus 2"[All Fields] OR "sars cov 2"[All Fields]</p>	807	09:5

جزئیات استراتژی جستجو
 باکس history

Query box

(((covid-19) OR (coronavirus 2019)) OR (SARS-CoV-2))) AND (plasma[Title/Abstract])



Add to History

History and Search Details

Download Delete

Search	Actions	Details	Query	Results	Time
#1			(((covid-19) OR (coronavirus 2019)) OR (SARS-CoV-2))) AND (plasma[Title/Abstract])	807	09:55:19

Showing 1 to 1 of 1

- Add with AND
- Add with OR
- Add with NOT
- Delete
- Create alert

Save

Email

Send to

Sorted by: Best match

Display options

MY NCBI FILTERS 

RESULTS BY YEAR



TEXT AVAILABILITY

- Abstract
- Free full text
- Full text

ARTICLE ATTRIBUTE

833 results



Antibody responses to **SARS-CoV-2** in patients of novel **coronavirus** disease **2019**.

1

Cite

Zhao J, Yuan Q, Wang H, Liu W, Liao X, Su Y, Wang X, Yuan J, Li T, Li J, Qian S, Hong C, Wang F, Liu Y, Wang Z, He Q, Li Z, He B, Zhang T, Fu Y, Ge S, Liu L, Zhang J, Xia N, Zhang Z.

Share

Clin Infect Dis. 2020 Mar 28:ciaa344. doi: 10.1093/cid/ciaa344. Online ahead of print.

PMID: 32221519 [Free PMC article.](#)

METHODS: A total of 173 patients with **SARS-CoV-2** infection were enrolled. Their serial **plasma** samples (n=535) collected during the hospitalization were tested for total antibodies (Ab), IgM and IgG against **SARS-CoV-2**. ...**CONCLUSION** ...



Inhibition of **SARS-CoV-2** (previously **2019-nCoV**) infection by a highly potent pan-**coronavirus** fusion inhibitor targeting its spike protein that harbors a high capacity to mediate membrane fusion.

2

Cite

Xia S, Liu M, Wang C, Xu W, Lan Q, Feng S, Qi F, Bao L, Du L, Liu S, Qin C, Sun F, Shi Z, Zhu Y, Jiang S, Lu L. Cell Res. 2020 Apr;30(4):343-355. doi: 10.1038/s41422-020-0305-x. Epub 2020 Mar 30.

Share

Save

Email

Send to

Sorted by: Best match

Display options

833 results

Save citations to file

Selection:

All results on this page

Format:

Summary (text)

Summary (text)

PubMed

PMID

Abstract (text)

CSV

833 results

Save

Email

Send to

Sorted by: Best match

Display options

833 results

Email citations


Subject: (covid-19 or coronavirus 2019 or SARS-Cov-2) and - PubMed

To:

Selection: **All results on this page** ▾

Format: **Summary** ▾

I'm not a robot



Send email

Cancel

Save Email Send to

Sorted by: Best match

Display options

833 results

Save Email Send to

Sorted by: Best

Create

Clipboard

My Bibliography

Collections

Citation manager

citation management software

Selection

page

Cancel

Create a file for external citation management software

Selection:

All results

Create file

Cancel

Save

Email

Send to

Sorted by: Best match

Display options

833 results

Sorted by: Best match

Display options

DISPLAY OPTIONS

Format

Summary



Summary

Sort by

Abstract

PubMed

Per page

PMID

Show snippets



> Clin Infect Dis. 2020 Mar 28;ciaa344. doi: 10.1093/cid/ciaa344. Online ahead of print.

Antibody responses to SARS-CoV-2 in patients of novel coronavirus disease 2019

Juanjuan Zhao¹, Quan Yuan^{2 3}, Haiyan Wang¹, Wei Liu^{2 3}, Xuejiao Liao¹, Yingying Su^{2 3}, Xin Wang¹, Jing Yuan⁴, Tingdong Li^{2 3}, Jinxiu Li⁵, Shen Qian¹, Congming Hong^{2 3}, Fuxiang Wang⁴, Yingxia Liu^{4 6}, Zhaoqin Wang⁶, Qing He⁶, Zhiyong Li³, Bin He^{2 3}, Tianying Zhang^{2 3}, Yang Fu⁷, Shengxiang Ge^{2 3}, Lei Liu^{1 6}, Jun Zhang^{2 3}, Ningshao Xia^{2 3}, Zheng Zhang^{1 6}

Affiliations + expand

PMID: 32221519 PMID: PMC7184337 DOI: 10.1093/cid/ciaa344

[Free PMC article](#)

Abstract

Background: The novel coronavirus SARS-CoV-2 is a newly emerging virus. The antibody response in infected patient remains largely unknown, and the clinical values of antibody testing have not been fully demonstrated.

Methods: A total of 173 patients with SARS-CoV-2 infection were enrolled. Their serial plasma samples (n=535) collected during the hospitalization were tested for total antibodies (Ab), IgM and IgG against SARS-CoV-2. The dynamics of antibodies with the disease progress was analyzed.

Results: Among 173 patients, the seroconversion rate for Ab, IgM and IgG was 93.1%, 82.7% and 64.7%, respectively. The reason for the negative antibody findings in 12 patients might due to the lack of blood samples at the later stage of illness. The median seroconversion time for Ab, IgM and then

RESULTS BY YEAR



فیلترها

TEXT AVAILABILITY

- Abstract
- Free full text
- Full text

ARTICLE ATTRIBUTE

- Associated data

ARTICLE TYPE

- Books and Documents
- Clinical Trial
- Meta-Analysis
- Randomized Controlled Trial
- Review
- Systematic Review

Additional filters

Reset all filters

Additional filters

Reset all filters



ARTICLE TYPE

SPECIES

LANGUAGE

SEX

SUBJECT

JOURNAL

AGE

- Address
- Autobiography
- Bibliography
- Biography
- Case Reports
- Classical Article
- Clinical Conference
- Clinical Study
- Clinical Trial Protocol
- Clinical Trial, Phase I
- Journal Article
- Lecture
- Legal Case
- Legislation
- Letter
- Multicenter Study
- News
- Newspaper Article
- Observational Study
- Observational Study, Veterinary

Cancel

Show

Review > *Transfusion*. 2020 Jun;60(6):1123-1127. doi: 10.1111/trf.15843. Epub 2020 May 12.

Convalescent plasma to treat coronavirus disease 2019 (COVID-19): considerations for clinical trial design

Paul Barone¹, Robert A DeSimone¹

Affiliations + expand

PMID: 32374891 PMCID: PMC7267607 DOI: 10.1111/trf.15843

[Free PMC article](#)

Abstract

Case series studying convalescent plasma use in the treatment of COVID-19 have been promising, but additional, high-quality studies are needed to determine the efficacy of the treatment when applied for prophylaxis, for early phases of illness, and for severe illness. Previous studies of convalescent plasma in treating other viral diseases have identified factors to consider when designing treatment protocols, including timing of administration relative to onset of illness, timing of donation relative to resolution of symptoms, severity of illness of the donor, pretransfusion serology of the recipient, and antibody titers of the donor. There are many clinical trials studying treatment of, and prophylaxis against, COVID-19 using convalescent plasma. In addition to clinical trials, the FDA also allows treatment through two other pathways: the "Expanded Access to Convalescent Plasma for the Treatment of Patients with COVID-19" protocol, and emergency investigational new drug applications. The FDA also provides criteria for donation of convalescent plasma.

FULL TEXT LINKS



ACTIONS

“ Cite

☆ Favorites

SHARE



PAGE NAVIGATION

< Title & authors

Abstract

Conflict of interest statement

Review > *Transfusion*. 2020 Jun;60(6):1123-1127. doi: 10.1111/trf.15843. Epub 2020 May 12.

Convalescent plasma to treat coronavirus disease 2019 (COVID-19): considerations for clinical trial design

Paul Barone¹, Robert A DeSimone¹

Affiliations + expand

PMID: 32374891 PMCID: PMC7267607 DOI: 10.1111/trf.15843

[Free PMC article](#)

Abstract

Case series studying convalescent plasma use in the treatment of COVID-19 have been promising, but additional, high-quality studies are needed to determine the efficacy of the treatment when applied for prophylaxis, for early phases of illness, and for severe illness. Previous studies of convalescent plasma in treating other viral diseases have identified factors to consider when designing treatment protocols, including timing of administration relative to onset of illness, timing of donation relative to resolution of symptoms, severity of illness of the donor, pretransfusion serology of the recipient, and antibody titers of the donor. There are many clinical trials studying treatment of, and prophylaxis against, COVID-19 using convalescent plasma. In addition to clinical trials, the FDA also allows treatment through two other pathways: the "Expanded Access to Convalescent Plasma for the Treatment of Patients with COVID-19" protocol, and emergency investigational new drug applications. The FDA also provides criteria for donation of convalescent plasma.

FULL TEXT LINKS



ACTIONS



SHARE



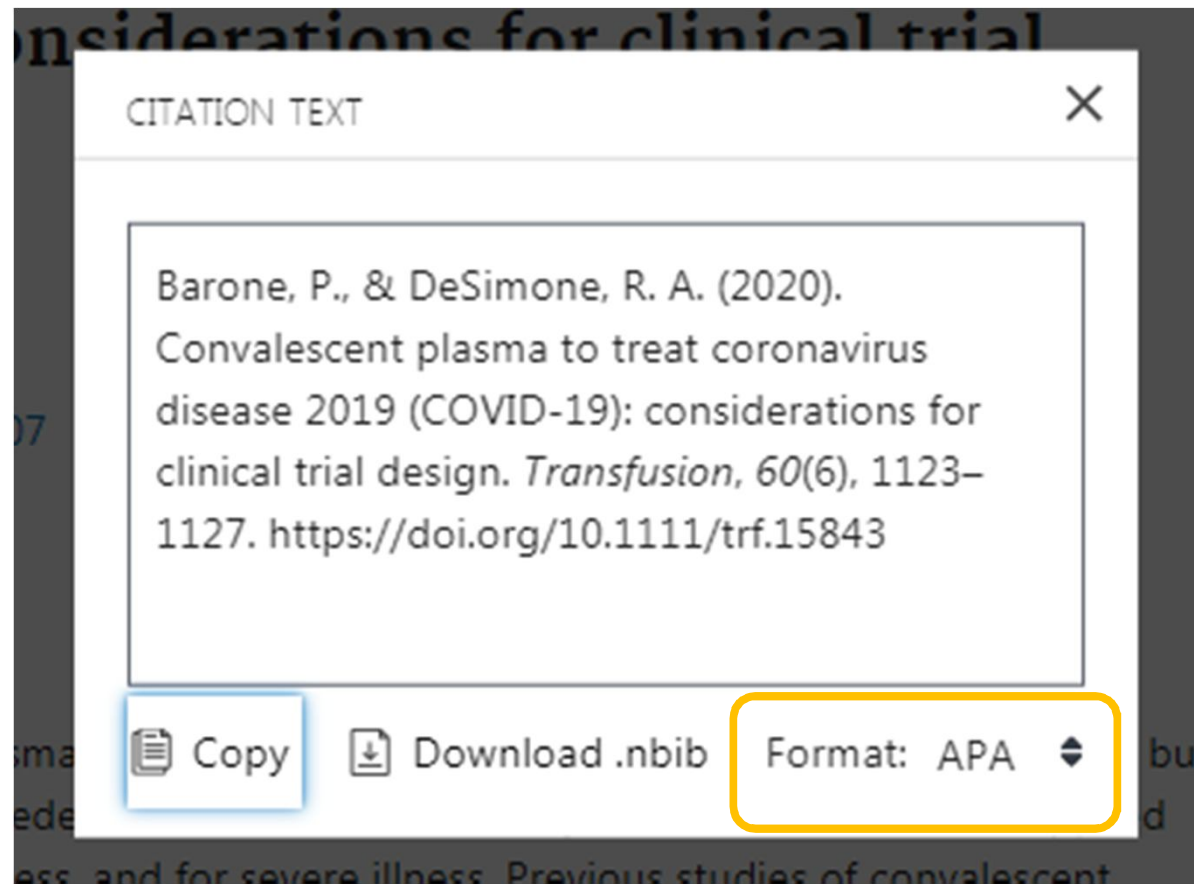
PAGE NAVIGATION

< Title & authors

Abstract

Conflict of interest statement




Cite



Considerations for clinical trial

CITATION TEXT ✕

Barone, P., & DeSimone, R. A. (2020).
Convalescent plasma to treat coronavirus
disease 2019 (COVID-19): considerations for
clinical trial design. *Transfusion*, 60(6), 1123–
1127. <https://doi.org/10.1111/trf.15843>

 Copy  Download .nbib Format: APA 

07
ma
ede
ess, and for severe illness. Previous studies of convalescent

bu
d

Page Navigation

Supplementary concepts

- > COVID-19
- > severe acute respiratory syndrome coronavirus

Related information

MedGen

LinkOut - more resources

Full Text Sources

- Europe PubMed Central
- Ovid Technologies, Inc.
- PubMed Central
- Wiley

Medical

- MedlinePlus Health Information

PAGE NAVIGATION

Title & authors

< Abstract

Conflict of interest statement

Similar articles

Cited by

References

Publication types


MeSH terms

Substances

Supplementary concepts

Related information

LinkOut - more resources



MeSH terms

- › Antibodies, Viral / blood*
- › Betacoronavirus / immunology*
- › Blood Component Transfusion / methods*
- › Clinical Trials as Topic / methods*
- › Convalescence*
- › Coronavirus Infections / immunology
- › Coronavirus Infections / therapy*
- › Coronavirus Infections / virology
- › Humans
- › Pandemics
- › Plasma / immunology*
- › Pneumonia, Viral / immunology
- › Pneumonia, Viral / therapy*
- › Pneumonia, Viral / virology
- › Research Design

Substances

- › Antibodies, Viral

PAGE NAVIGATION

Title & authors

< Abstract

Conflict of interest
statement

Similar articles

Cited by

References

Publication types


MeSH terms

Substances

Supplementary
concepts

Related information

LinkOut - more
resources



MeSH Database



Search

Advanced

PubMed® comprises more than 30 million citations for biomedical literature from MEDLINE, life science journals, and online books. Citations may include links to full-text content from PubMed Central and publisher web sites.



Learn

[About PubMed](#)
[FAQs & User Guide](#)
[Finding Full Text](#)



Find

[Advanced Search](#)
[Clinical Queries](#)
[Single Citation Matcher](#)



Download

[E-utilities API](#)
[FTP](#)
[Batch Citation Matcher](#)



Explore

[MeSH Database](#)
[Journals](#)
[Legacy PubMed \(available until at least 10/31/2020\)](#)

MeSH ▾



Limits Advanced


Search

COVID-19 is an emerging, rapidly evolving situation.

Get the latest public health information from CDC: <https://www.coronavirus.gov>.

Get the latest research from NIH: <https://www.nih.gov/coronavirus>.

Find NCBI SARS-CoV-2 literature, sequence, and clinical content: <https://www.ncbi.nlm.nih.gov/sars-cov-2/>.



MeSH

MeSH (Medical Subject Headings) is the NLM controlled vocabulary thesaurus used for indexing articles for PubMed.

H

More Resources

[E-Utilities](#)

[NLM MeSH Homepage](#)

MeSH



coronavirus



Search

[Create alert](#) [Limits](#) [Advanced](#)

COVID-19 is an emerging, rapidly evolving situation.

Get the latest public health information from CDC: <https://www.coronavirus.gov>.

Get the latest research from NIH: <https://www.nih.gov/coronavirus>.

Find NCBI SARS-CoV-2 literature, sequence, and clinical content: <https://www.ncbi.nlm.nih.gov/sars-cov-2/>.

20 per page

Send to:

results

to 20 of 72

<< First < Prev Page 1 of 4 Next > Last >>

[Coronavirus](#)

Member of CORONAVIRIDAE which causes respiratory or gastrointestinal disease in a variety of vertebrates.

Introduced: 1994

[Middle East Respiratory Syndrome Coronavirus](#)

Coronavirus first reported in the summer of 2012 in a pneumonia patient in SAUDI ARABIA. It is related to SARS VIRUS. MERS-CoV has an estimated incubation period of 12 days and symptoms include renal failure and severe acute pneumonia with often fatal outcome.

Introduced: 2015

[Spike Glycoprotein, Coronavirus](#)

Class I viral fusion protein that forms the characteristic spikes, or peplomers, found on the viral surface that mediate virus attachment, penetration, and entry into the host cell. During virus maturation, it is cleaved into two subunits: S1, which binds to receptors in the host cell, and S2, which mediates membrane fusion.

Introduced: 2014

PubMed Search Builder

 AND

You

Find related data

Database:

Search details

"coronavirus"[MeSH Terms] OR coronavirus[Text Word]